

<http://www.glaciallight.com>

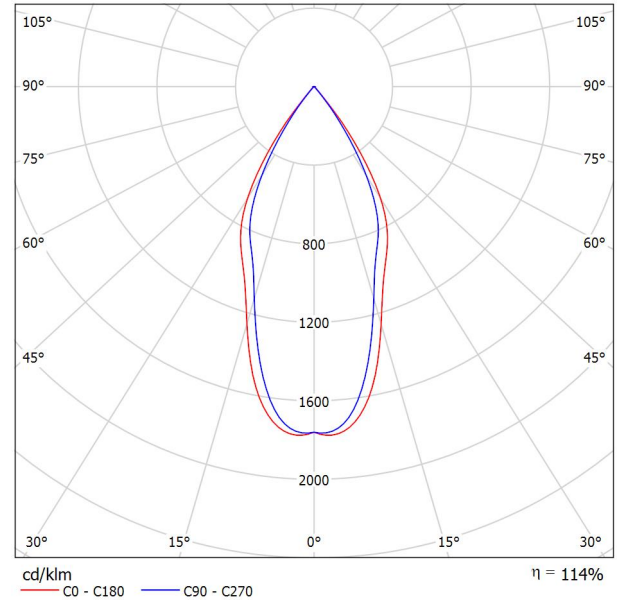
7F, No.352, Sec. 2, Zhongshan Rd., Zhonghe Dist., New Taipei City, Taiwan, 235, R.O.C.

Operator
 Telephone +886 2 2244-1227
 Fax +886 2 2244-1241
 e-Mail sales@GlacialLight.com

GlacialLight GL-BL190-WW-3000K-70D Lens-Lux enhancer / Luminaire Data Sheet

Luminous emittance 1:

See our luminaire catalog for an image of the luminaire.



Luminaire classification according to CIE: 100
 CIE flux code: 98 99 100 100 114

Luminous emittance 1:

Glare Evaluation According to UGR											
ρ Ceiling	70	70	50	50	30	70	70	50	50	30	
ρ Walls	50	30	50	30	30	50	30	50	30	30	
ρ Floor	20	20	20	20	20	20	20	20	20	20	
Room Size X Y	Viewing direction at right angles to lamp axis					Viewing direction parallel to lamp axis					
2H	2H	17.6	18.2	17.8	18.4	18.6	15.7	16.4	16.0	16.6	16.8
	3H	17.5	18.1	17.7	18.3	18.5	15.6	16.2	15.9	16.4	16.7
	4H	17.4	18.0	17.7	18.2	18.5	15.5	16.1	15.8	16.3	16.6
	6H	17.3	17.8	17.7	18.1	18.4	15.5	16.0	15.8	16.3	16.5
	8H	17.3	17.8	17.6	18.1	18.4	15.4	15.9	15.8	16.2	16.5
4H	12H	17.3	17.7	17.6	18.0	18.3	15.4	15.9	15.8	16.2	16.5
	2H	17.4	17.9	17.7	18.2	18.4	15.5	16.1	15.8	16.3	16.6
	3H	17.2	17.7	17.6	18.0	18.3	15.4	15.9	15.7	16.2	16.5
	4H	17.2	17.6	17.6	17.9	18.3	15.3	15.7	15.7	16.1	16.4
	6H	17.1	17.5	17.5	17.8	18.2	15.3	15.6	15.7	16.0	16.3
8H	8H	17.1	17.4	17.5	17.8	18.2	15.2	15.5	15.7	15.9	16.3
	12H	17.1	17.3	17.5	17.7	18.1	15.2	15.5	15.6	15.9	16.3
	4H	17.1	17.4	17.5	17.7	18.1	15.2	15.5	15.6	15.9	16.3
	6H	17.0	17.2	17.5	17.6	18.1	15.2	15.4	15.6	15.8	16.2
	8H	17.0	17.1	17.4	17.6	18.1	15.1	15.3	15.6	15.7	16.2
12H	12H	16.9	17.1	17.4	17.5	18.0	15.1	15.2	15.6	15.7	16.2
	4H	17.0	17.3	17.5	17.7	18.1	15.2	15.4	15.6	15.8	16.3
	6H	17.0	17.1	17.4	17.6	18.0	15.1	15.3	15.6	15.7	16.2
	8H	16.9	17.1	17.4	17.5	18.0	15.1	15.2	15.6	15.7	16.2
Variation of the observer position for the luminaire distances S											
S = 1.0H	+6.1 / -13.0					+5.9 / -12.7					
S = 1.5H	+9.0 / -13.4					+8.7 / -13.2					
S = 2.0H	+11.0 / -13.9					+10.7 / -14.0					
Standard table	BK00					BK00					
Correction Summand	-0.6					-2.5					
Corrected Glare Indices referring to 18500lm Total Luminous Flux											

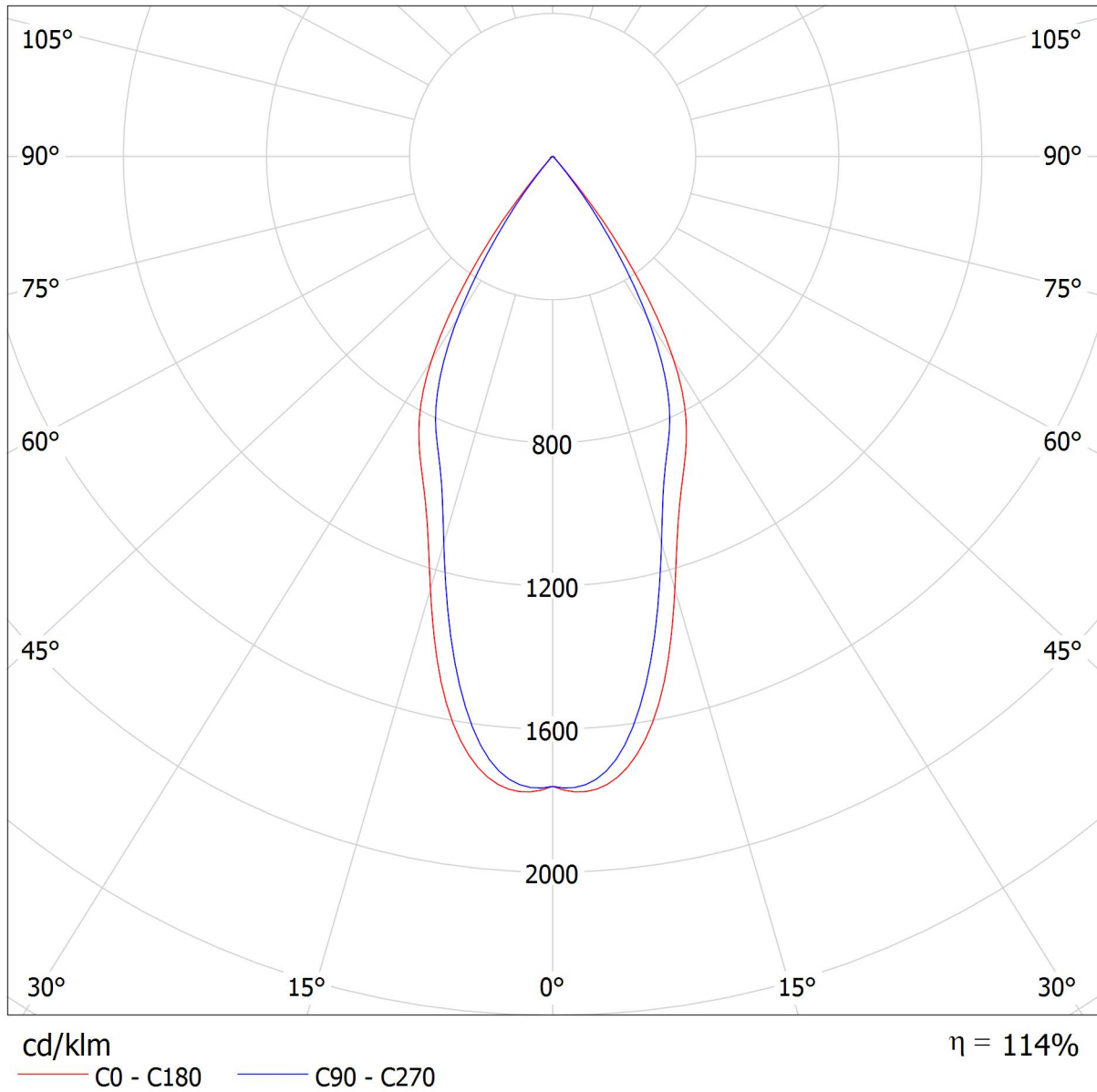
<http://www.glaciallight.com>

7F, No.352, Sec. 2, Zhongshan Rd., Zhonghe Dist., New Taipei City,
Taiwan, 235, R.O.C.

Operator
Telephone +886 2 2244-1227
Fax +886 2 2244-1241
e-Mail sales@GlacialLight.com

GlacialLight GL-BL190-WW-3000K-70D Lens-Lux enhancer / LDC (Polar)

Luminaire: GlacialLight GL-BL190-WW-3000K-70D Lens-Lux enhancer
Lamps: 1 x Bay Light



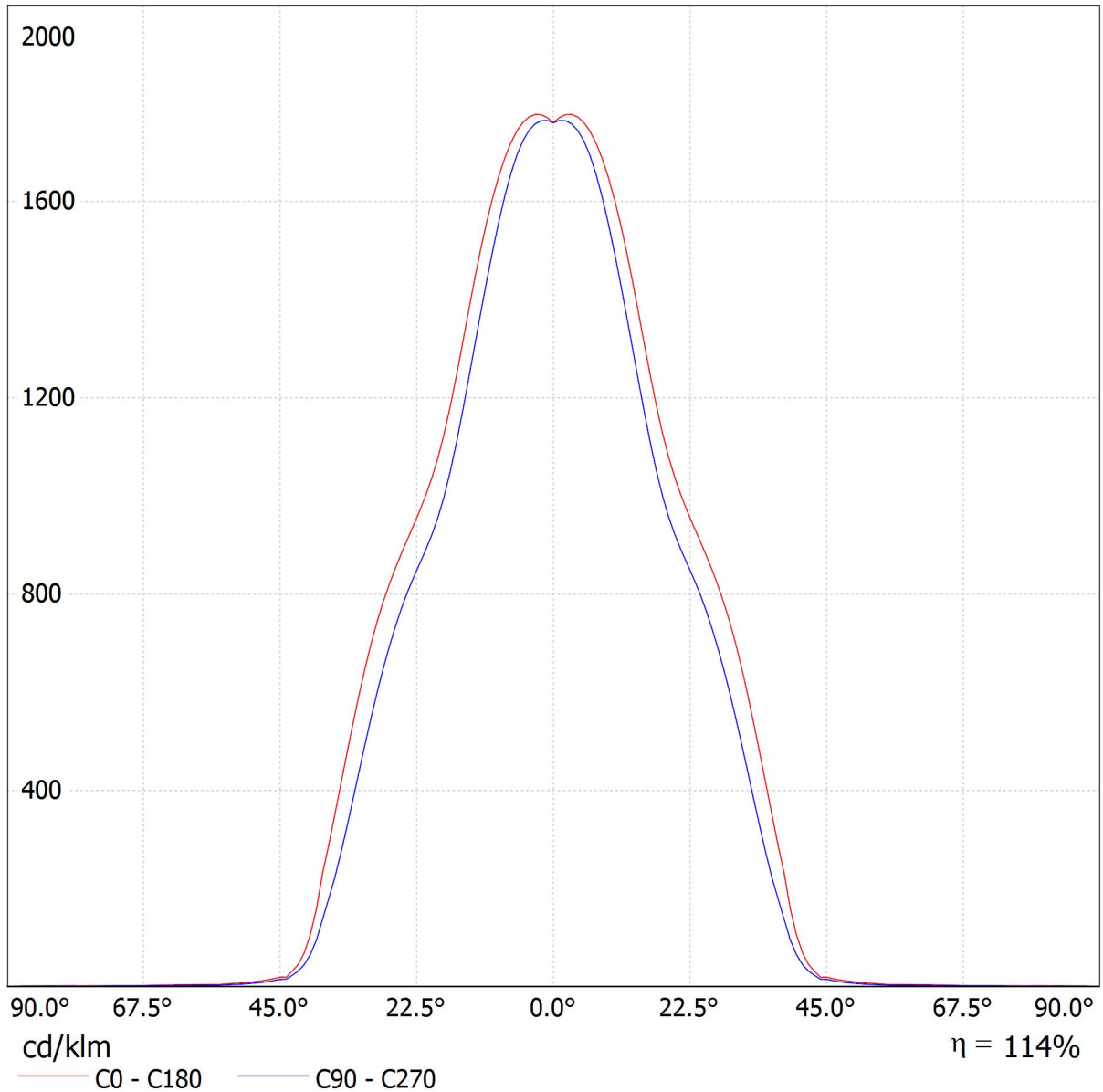
<http://www.glaciallight.com>

7F, No.352, Sec. 2, Zhongshan Rd., Zhonghe Dist., New Taipei City,
Taiwan, 235, R.O.C.

Operator
Telephone +886 2 2244-1227
Fax +886 2 2244-1241
e-Mail sales@GlacialLight.com

GlacialLight GL-BL190-WW-3000K-70D Lens-Lux enhancer / LDC (Linear)

Luminaire: GlacialLight GL-BL190-WW-3000K-70D Lens-Lux enhancer
Lamps: 1 x Bay Light



<http://www.glaciallight.com>

7F, No.352, Sec. 2, Zhongshan Rd., Zhonghe Dist., New Taipei City, Taiwan, 235, R.O.C.

Operator
Telephone +886 2 2244-1227
Fax +886 2 2244-1241
e-Mail sales@GlacialLight.com

GlacialLight GL-BL190-WW-3000K-70D Lens-Lux enhancer / UGR-Table

Luminaire: GlacialLight GL-BL190-WW-3000K-70D Lens-Lux enhancer
Lamps: 1 x Bay Light

Glare Evaluation According to UGR											
ρ Ceiling		70	70	50	50	30	70	70	50	50	30
ρ Walls		50	30	50	30	30	50	30	50	30	30
ρ Floor		20	20	20	20	20	20	20	20	20	20
Room Size X Y		Viewing direction at right angles to lamp axis					Viewing direction parallel to lamp axis				
2H	2H	17.6	18.2	17.8	18.4	18.6	15.7	16.4	16.0	16.6	16.8
	3H	17.5	18.1	17.7	18.3	18.5	15.6	16.2	15.9	16.4	16.7
	4H	17.4	18.0	17.7	18.2	18.5	15.5	16.1	15.8	16.3	16.6
	6H	17.3	17.8	17.7	18.1	18.4	15.5	16.0	15.8	16.3	16.5
	8H	17.3	17.8	17.6	18.1	18.4	15.4	15.9	15.8	16.2	16.5
	12H	17.3	17.7	17.6	18.0	18.3	15.4	15.9	15.8	16.2	16.5
4H	2H	17.4	17.9	17.7	18.2	18.4	15.5	16.1	15.8	16.3	16.6
	3H	17.2	17.7	17.6	18.0	18.3	15.4	15.9	15.7	16.2	16.5
	4H	17.2	17.6	17.6	17.9	18.3	15.3	15.7	15.7	16.1	16.4
	6H	17.1	17.5	17.5	17.8	18.2	15.3	15.6	15.7	16.0	16.3
	8H	17.1	17.4	17.5	17.8	18.2	15.2	15.5	15.7	15.9	16.3
	12H	17.1	17.3	17.5	17.7	18.1	15.2	15.5	15.6	15.9	16.3
8H	4H	17.1	17.4	17.5	17.7	18.1	15.2	15.5	15.6	15.9	16.3
	6H	17.0	17.2	17.5	17.6	18.1	15.2	15.4	15.6	15.8	16.2
	8H	17.0	17.1	17.4	17.6	18.1	15.1	15.3	15.6	15.7	16.2
	12H	16.9	17.1	17.4	17.5	18.0	15.1	15.2	15.6	15.7	16.2
12H	4H	17.0	17.3	17.5	17.7	18.1	15.2	15.4	15.6	15.8	16.3
	6H	17.0	17.1	17.4	17.6	18.0	15.1	15.3	15.6	15.7	16.2
	8H	16.9	17.1	17.4	17.5	18.0	15.1	15.2	15.6	15.7	16.2
Variation of the observer position for the luminaire distances S											
S = 1.0H		+6.1 / -13.0					+5.9 / -12.7				
S = 1.5H		+9.0 / -13.4					+8.7 / -13.2				
S = 2.0H		+11.0 / -13.9					+10.7 / -14.0				
Standard table		BK00					BK00				
Correction Summand		-0.6					-2.5				
Corrected Glare Indices referring to 18500lm Total Luminous Flux											

The UGR values have been calculated according to CIE Publ. 117 Spacing-to-Height-Ratio = 0.25.

http://www.glaciallight.com

7F, No.352, Sec. 2, Zhongshan Rd., Zhonghe Dist., New Taipei City, Taiwan, 235, R.O.C.

Operator
 Telephone +886 2 2244-1227
 Fax +886 2 2244-1241
 e-Mail sales@GlacialLight.com

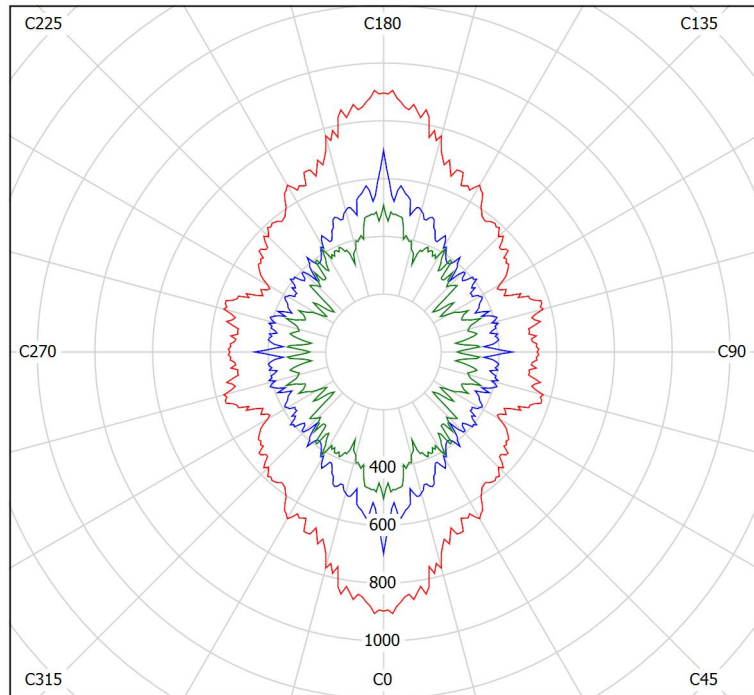
GlacialLight GL-BL190-WW-3000K-70D Lens-Lux enhancer / Glare Data Sheet

Luminaire: GlacialLight GL-BL190-WW-3000K-70D Lens-Lux enhancer

Lamps: 1 x Bay Light

Glare Evaluation According to UGR											
ρ Ceiling	70	70	50	50	30	70	70	50	50	30	
ρ Walls	50	30	50	30	30	50	30	50	30	30	
ρ Floor	20	20	20	20	20	20	20	20	20	20	
Room Size X Y		Viewing direction at right angles to lamp axis					Viewing direction parallel to lamp axis				
2H	2H	17.6	18.2	17.8	18.4	18.6	15.7	16.4	16.0	16.6	16.8
	3H	17.5	18.1	17.7	18.3	18.5	15.6	16.2	15.9	16.4	16.7
	4H	17.4	18.0	17.7	18.2	18.5	15.5	16.1	15.8	16.3	16.6
	6H	17.3	17.8	17.7	18.1	18.4	15.5	16.0	15.8	16.3	16.5
	8H	17.3	17.8	17.6	18.1	18.4	15.4	15.9	15.8	16.2	16.5
	12H	17.3	17.7	17.6	18.0	18.3	15.4	15.9	15.8	16.2	16.5
4H	2H	17.4	17.9	17.7	18.2	18.4	15.5	16.1	15.8	16.3	16.6
	3H	17.2	17.7	17.6	18.0	18.3	15.4	15.9	15.7	16.2	16.5
	4H	17.2	17.6	17.6	17.9	18.3	15.3	15.7	15.7	16.1	16.4
	6H	17.1	17.5	17.5	17.8	18.2	15.3	15.6	15.7	16.0	16.3
	8H	17.1	17.4	17.5	17.8	18.2	15.2	15.5	15.7	15.9	16.3
	12H	17.1	17.3	17.5	17.7	18.1	15.2	15.5	15.6	15.9	16.3
8H	4H	17.1	17.4	17.5	17.7	18.1	15.2	15.5	15.6	15.9	16.3
	6H	17.0	17.2	17.5	17.6	18.1	15.2	15.4	15.6	15.8	16.2
	8H	17.0	17.1	17.4	17.6	18.1	15.1	15.3	15.6	15.7	16.2
	12H	16.9	17.1	17.4	17.5	18.0	15.1	15.2	15.6	15.7	16.2
12H	4H	17.0	17.3	17.5	17.7	18.1	15.2	15.4	15.6	15.8	16.3
	6H	17.0	17.1	17.4	17.6	18.0	15.1	15.3	15.6	15.7	16.2
	8H	16.9	17.1	17.4	17.5	18.0	15.1	15.2	15.6	15.7	16.2
Variation of the observer position for the luminaire distances S											
S = 1.0H	+6.1 / -13.0					+5.9 / -12.7					
S = 1.5H	+9.0 / -13.4					+8.7 / -13.2					
S = 2.0H	+11.0 / -13.9					+10.7 / -14.0					
Standard table	BK00					BK00					
Correction Summand	-0.6					-2.5					
Corrected Glare Indices referring to 18500lm Total Luminous Flux											

The UGR values have been calculated according to CIE Publ. 117 Spacing-to-Height-Ratio = 0.25.



cd/m²
 — g = 55.0° — g = 65.0° — g = 75.0°